



# RPR® Offers Impressive Tools for Brokers, Owners and Managers

Reinforce your brand, promote your ancillary services, and provide a statistical analysis of your company’s performance compared to the market—all at no cost.

## Company Branding


Customize both the RPR and RPR Mobile™ platform to reflect your organization’s unique branding needs—reinforcing a consistent image and value to your agents. Your brand will also be prominently displayed on RPR reports created by agents for their clients.



## Market Intelligence

Easily run statistical reports on market conditions, productivity trends, listing and sales metrics, and market share. These statistics can be compiled across multiple MLSs into a single data feed, allowing the broker or manager to compare company offices to each other and to the market.

METRO REALTY MORTGAGE- EASTSIDE



Mortgage Type	Rate   APR
30-yr Fixed, Refi	3.75%
15-yr Fixed, Pur	3.25%
30-yr Fixed, Pur	3.6%
5/1 ARM, Pur	3%

Contact:  
Karen Jones  
E-mail  
Work: (888) 345-7637  
Fax: (630) 999-2344

Metro Realty Mortgage  
430 N. Michigan Ave.  
Chicago, IL 60611  
<http://www.metro mortgage.com>  
Internal Message that shows on Modules for agents, up to 160 Characters.

← Previous      Next →

METRO REALTY TITLE- EASTSIDE



Contact:  
John Smith  
E-mail  
Work: (888) 914-7771  
Fax: (630) 222-1223

Metro Realty Title- East  
430 N. Michigan Ave.  
Chicago, IL 60611  
<http://www.metrotitle.com>  
Internal Message that shows on Modules for agents, up to 160 Characters.


← Previous      Next →

## Affiliated Services

Promote mortgage, title, home warranty, insurance or other specialized services to agents on your branded RPR platform, as well as in reports presented to clients.


## RPR Broker AVM

Display an AVM directly on your website or Intranet with the RPR Broker AVM widget—a highly-customizable tool, built to load fast and easy to set up. The widget also offers an attractive display of valuation information for users.



## How do I Get Started?

- 1 Visit [blog.narrpr.com/broker/enroll](http://blog.narrpr.com/broker/enroll) to begin the enrollment process
- 2 Download the “Broker Tools Enrollment Spreadsheet”
- 3 Upload the Enrollment Form, along with your logos, fill in your contact info and submit!



## RPR Resources

News and Training: [blog.narrpr.com](http://blog.narrpr.com)  
Online Help: [support.narrpr.com](http://support.narrpr.com)  
Customer Service: 877-977-7576

RPR Mobile™  
for Android  
and iOS Devices

