

## **JMan's Cheat Sheet & Important links for MM&AI**

**Connect with us on all platforms <https://linktr.ee/jmanspeaks>**

**You can hire us by visiting <https://www.jmanseminars.com/hire-jman/>**

**Get Invited to weekly LIVE Streams <https://vid.us/fd2umy>**

Here is a link to all of [JMan's favorite prompts](#) ← Click Here

### **The top 3 conversational tools for Artificial Intelligence**

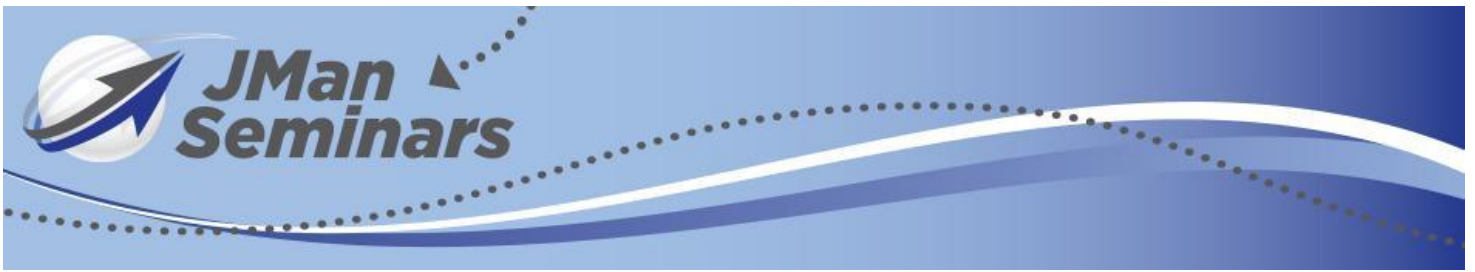
1. <https://chat.openai.com/>
2. <https://claude.ai/>
3. <https://bard.google.com>

You need to teach AI about you and your business. You can ask it "Can I tell you about my business so that you can write better sales copy & social media posts? After it replies. What are the best ways for me to teach you about my business? Wait for reply. Can I answer any other questions to help you learn about my brand voice and personality? Answer all the questions

I would then have it help me to write my mission and vision statement if that's not one of the questions that it asks. I would also include the core values of my business. The more specific and personalized to your business, the better.

If you are using Chat GPT and have upgraded to PRO (highly recommended) then you need to hop into your settings and be sure that all of your BETA features are turned on. This could include custom instructions, Plugins,

**Jeremias "JMan" Maneiro • 585-484-0505 • JMan@JManSeminars.com**  
**Facebook.com/JManSeminars247 • @JManSells • JManSeminars.com**



Advanced Data Analysis, and Bing internet or anything else that might be released in the future.

You can use the summary that GPT provided for your brand voice, etc in the custom instructions so that the information is available in every chat that you create. You can also use that summary in other AI Chats like Bard & Claude to teach it about your business.

### **JMan's Favorite Plugins**

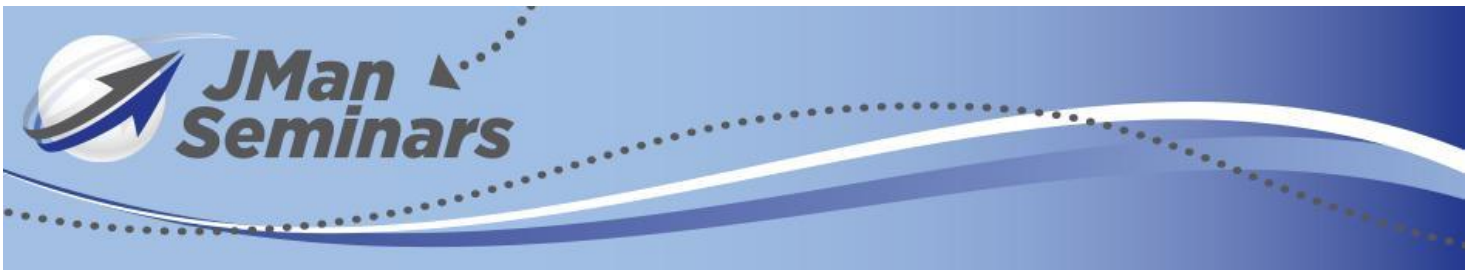
1. Voxscript
2. Promptest
3. Canva
4. Photorealistic
5. Browser op
6. Wolfram

**CHATGPT Organizer-AI Chrome Plugin**-Chrome extension that organizes your GPT chats. Allows you to create folders, search by keyword and more.

Try out the social media prompts that are included above in our prompts doc and decide which of the conversational AI is your favorite. GPT, Google Bard Or Claude.AI. There is no wrong answer, just personal preference. You can use all of them at any time.

You could then use the image suggestions from the social media content creation table (from the social media content creation prompt in the doc up above) to create images from AI using the platforms below.

**Jeremias "JMan" Maneiro • 585-484-0505 • JMan@JManSeminars.com**  
Facebook.com/JManSeminars247 • @JManSells • **JManSeminars.com**



You should never just copy and paste the output of what artificial intelligence gives you. You should cross check it for accuracy, input your own personalized knowledge and then you could a program like **Hemingway Editor 3** to simplify your language. Chat GPT could spit out college level results and your copy should be more basic and easier to understand (think middle schooler).

### **Tools for AI Image Generator**

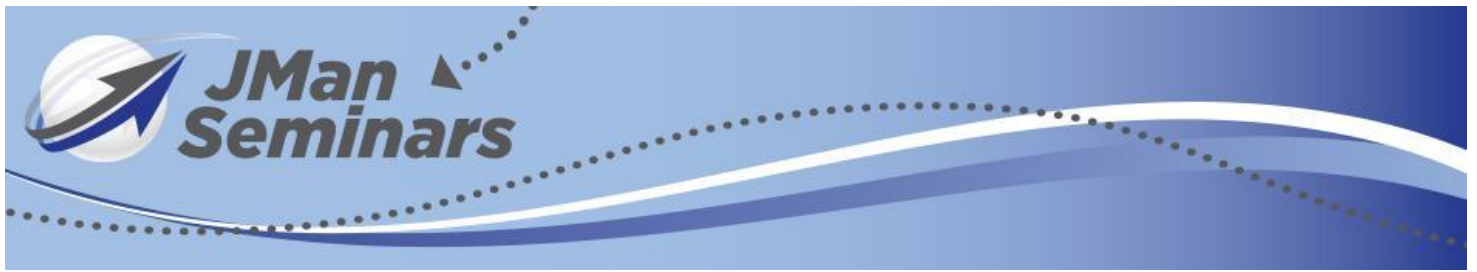
Many of the AI platforms may want you to connect with them on Discord. Midjourney will only work on Discord so you need to create an account.

1. Go to [www.Discord.com](http://www.Discord.com) or the app store to download the app.
- 2.. Create and account
3. Join Servers of different platforms as you see the need.
4. Customize your discord

### **Top AI Image Generators**

1. Midjourney- <https://www.midjourney.com/app/>
2. Bing- <https://www.bing.com/images/create>
3. Dream Studio <https://dreamstudio.ai/generate>
4. Designer by Microsoft <https://designer.microsoft.com/>

**Jeremias "JMan" Maneiro** • 585-484-0505 • JMan@JManSeminars.com  
Facebook.com/JManSeminars247 • @JManSells • **JManSeminars.com**

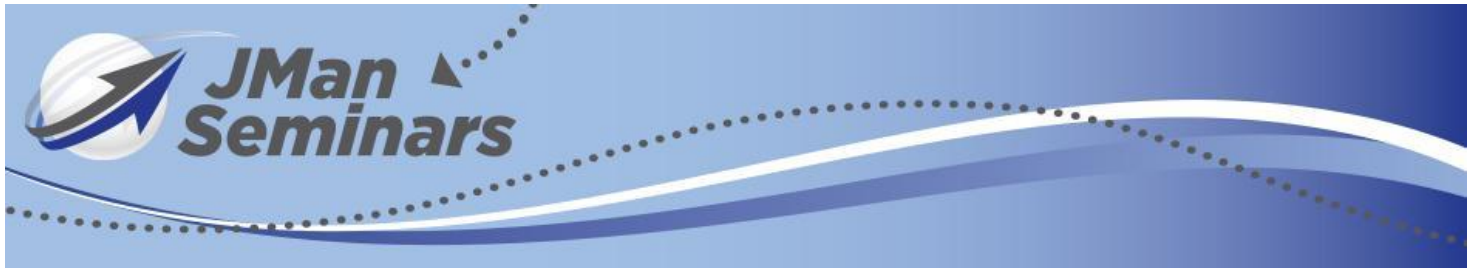


5. Leonardo <https://app.leonardo.ai/>
6. Firefly by Adobe <https://firefly.adobe.com/>

### **Top MISC AI Tools Recommended by JMan**

1. Eleven Labs-Voice creator and cloning <https://elevenlabs.io/>
2. Pipio-Create videos in minutes using digital actors/actresses <https://pipio.ai/>
3. Steve.AI-Create video from text & more <https://www.steve.ai/>
4. Gamma.App-Create presentations using AI <https://gamma.app/>
5. Vidyo.ai-Use AI to create short form videos from long <https://vidyo.ai/>
6. Listing copy.ai-Use AI to write listing remarks <https://listingcopy.ai/>

You can find all of the best tools now and in the future by visiting <https://www.futuretools.io/>



**Jeremias "JMan" Maneiro • 585-484-0505 • JMan@JManSeminars.com**  
**Facebook.com/JManSeminars247 • @JManSells • JManSeminars.com**